



Why Numbers Hidden Pictures?

Every day your child is acquiring skills needed for entry into the world beyond family and home. The activities in this book are designed to give young children practice in number recognition and counting, both important early maths skills.


Upon your child's completion of each activity, use the provided incentive chart and stickers to track progress and celebrate your child's success.

SKILLS

- Number identification
- Numbers 1–30
- Counting
- One-to-one correspondence
- Hand-eye coordination
- Fine motor development

HOW YOU CAN HELP SUPPORT LEARNING

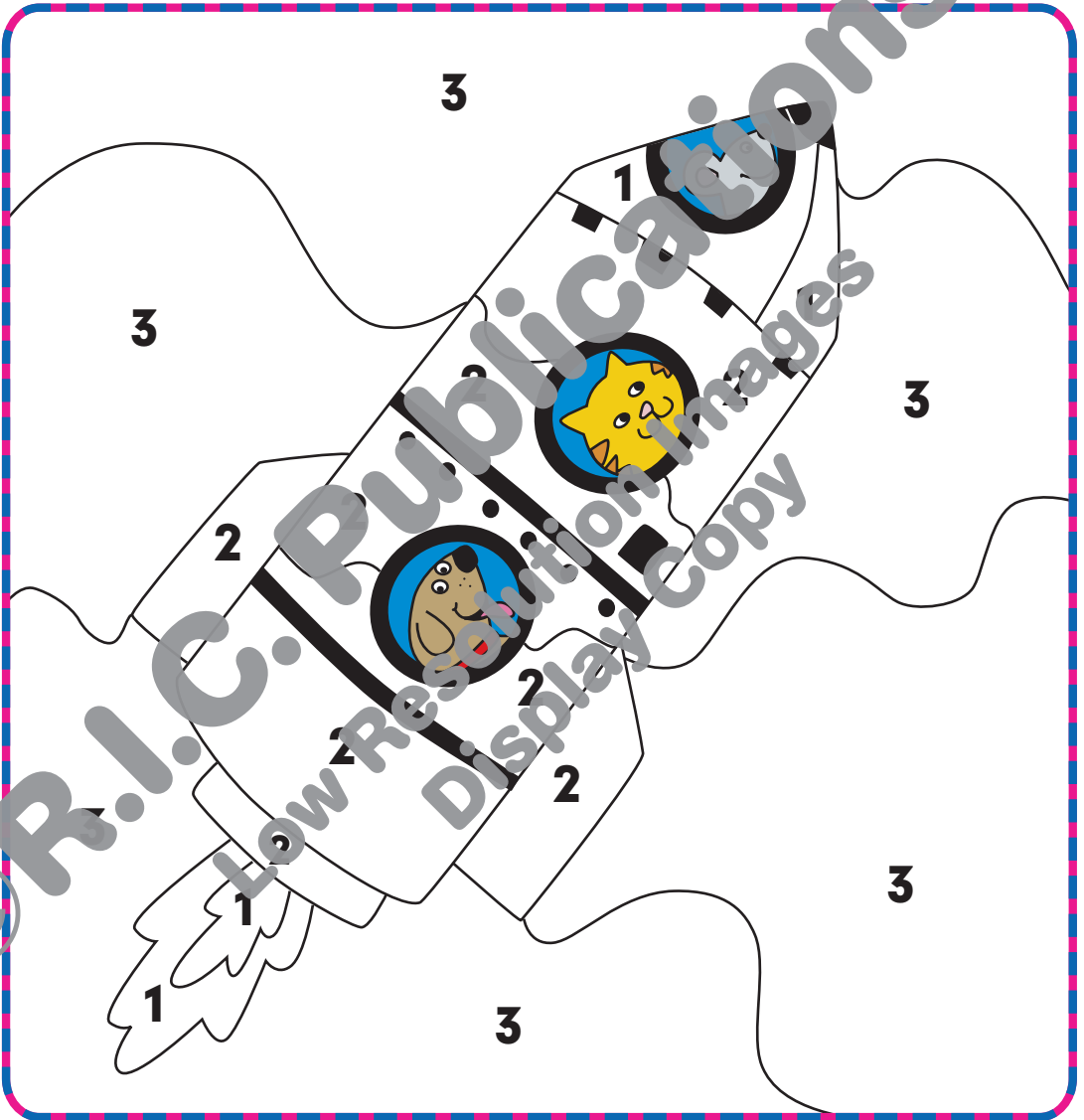
- Provide a clear surface for writing, free of any distractions.
- Read the directions aloud to your child.
- Have your child point to each number and read it aloud.
- Provide a selection of writing tools, such as pencils, markers, crayons, and coloured pencils to keep the activities engaging.




Blast Off!

Use the Key to colour the hidden picture.

Key: 1 = orange 2 = red 3 = blue







A Picture in Bloom

Use the Key to colour the hidden picture.

Key: 3 = green 4 = blue 5 = red







Find the Number 3

Find and circle the **3**s hidden in the picture.

There are 6 in total.





Autumn Harvest

Use the Key to colour the hidden picture.

Key: 2 = orange 4 = green 6 = blue

